


# SUPERCAR CHALLENGE

POWERED BY **HANKOOK**  
driving emotion




## SUPERCAR CHALLENGE SPA EURO RACE RACE 2

### Sector Analysis

■ Personal Best ■ Session Best ■ Crossing the finish line in pit lane

Lap	D	Time	Sector 1	Sector 2	Sector 3	T. Spd	Elapsed	Lap	D	Time	Sector 1	Sector 2	Sector 3	T. Spd	Elapsed
<b>107</b> Team Raceart 1. Roger Grouwels Porsche 991 GT3 Cup GT								7	1	2:49.047	46.697	1:19.221	43.129	228.3	20:06.653
1	1	2:38.083	47.352	1:11.962	38.769	241.1	2:38.083	8	1	2:48.960	46.315	1:19.801	42.844	222.7	22:55.613
2	1	2:32.686	42.640	1:11.009	39.037	254.7	5:10.769	9	1	2:51.999	46.173	1:21.283	44.543	214.7	25:47.612
3	1	2:32.450	43.158	1:10.279	39.013	253.5	7:43.219	10	1	2:49.678	47.431	1:19.394	42.853	218.2	28:37.290
4	1	2:32.569	42.899	1:10.642	39.028	254.7	10:15.788	11	1	2:49.287	46.339	1:19.544	43.404	225.5	31:26.577
5	1	2:33.200	42.846	1:10.962	39.392	248.8	12:48.988	12	1	2:58.036	47.781	1:19.365	50.890	218.6	34:24.613
6	1	2:32.222	42.531	1:10.759	38.932	257.8	15:21.210	13	1	4:11.241	2:07.054	1:20.472	43.715	221.3	38:35.854
7	1	2:33.982	42.937	1:11.652	39.393	248.8	17:55.192	14	1	2:50.752	46.173	1:21.456	43.123	224.5	41:26.606
8	1	2:34.626	42.950	1:12.528	39.148	253.5	20:29.818	15	1	2:51.188	46.841	1:20.595	43.752	230.3	44:17.794
9	1	2:32.404	42.919	1:10.669	38.816	255.9	23:02.222	16	1	2:50.455	46.568	1:20.821	43.066	221.3	47:08.249
10	1	2:33.321	42.668	1:11.243	39.410	254.7	25:35.543	17	1	2:52.711	47.646	1:20.680	44.385	225.0	50:00.960
11	1	2:34.213	43.327	1:11.766	39.120	216.4	28:09.756	18	1	2:51.898	47.288	1:20.040	44.570	207.3	52:52.858
12	1	2:42.377	44.473	1:11.227	46.677	248.3	30:52.133	19	1	3:30.335	49.371	1:21.465	1:19.499	223.1	56:23.193
13	1	4:16.166	2:25.043	1:11.475	39.648	237.9	35:08.299	20	1	3:39.853	1:30.187	1:26.266	43.400	83.6	1:00:03.046
14	1	2:35.228	43.019	1:12.986	39.223	257.1	37:43.527	21	1	2:51.931	49.204	1:19.615	43.112	213.4	1:02:54.977
15	1	2:34.802	44.206	1:11.477	39.119	247.1	40:18.329	22	1	2:52.486	46.704	1:22.171	43.611	210.9	1:05:47.463
16	1	2:33.720	42.647	1:11.918	39.155	254.1	42:52.049	<b>111</b> JR Motorsport 1. Ward/Bas Sluys/Schouten BMW M4 Silhouette GT							
17	1	2:33.320	42.970	1:11.158	39.192	253.5	45:25.369	1	1	2:32.945	45.169	1:09.106	38.670	237.9	2:32.945
18	1	5:13.631	45.138	2:39.189	1:49.304	248.3	50:39.000	2	1	2:32.208	42.542	1:10.274	39.392	241.1	5:05.153
<b>108</b> JR Motorsport 1. Bob Herber t.b.a. GT								3	1	2:31.064	42.579	1:09.476	39.009	238.4	7:36.217
1	1	2:35.146	45.830	1:10.484	38.832	246.6	2:35.146	4	1	2:29.785	42.417	1:09.235	38.133	239.5	10:06.002
2	1	2:34.212	43.296	1:11.419	39.497	249.4	5:09.358	5	1	2:29.196	42.804	1:08.346	38.046	237.9	12:35.198
3	1	2:33.498	43.114	1:11.007	39.377	247.1	7:42.856	6	1	2:29.794	42.363	1:09.113	38.318	242.2	15:04.992
4	1	2:34.529	43.341	1:11.273	39.915	246.0	10:17.385	7	1	2:30.436	42.420	1:10.022	37.994	243.2	17:35.428
5	1	2:33.292	43.391	1:10.743	39.158	251.7	12:50.677	8	1	2:29.219	42.577	1:08.409	38.233	241.1	20:04.647
6	1	2:33.849	43.129	1:11.280	39.440	252.3	15:24.526	9	1	2:29.655	42.534	1:09.018	38.103	243.2	22:34.302
7	1	2:35.001	43.247	1:12.228	39.526	241.1	17:59.527	10	1	2:29.864	42.438	1:09.325	38.101	242.7	25:04.166
8	1	2:34.934	43.395	1:11.747	39.792	251.2	20:34.461	11	1	2:29.375	42.350	1:09.078	37.947	242.7	27:33.541
9	1	2:34.585	43.349	1:11.510	39.726	251.2	23:09.046	12	1	2:29.949	42.348	1:09.458	38.143	244.9	30:03.490
10	1	2:35.421	44.196	1:11.836	39.389	251.2	25:44.467	13	1	2:30.654	42.828	1:09.546	38.280	243.8	32:34.144
11	1	2:35.169	43.698	1:11.812	39.659	250.6	28:19.636	14	1	2:31.249	43.089	1:09.028	39.132	240.0	35:05.393
12	1	2:42.891	43.382	1:12.308	47.201	252.3	31:02.527	15	1	2:38.634	42.570	1:09.944	46.120	242.7	37:44.027
13	1	3:52.082	2:00.098	1:12.061	39.923	247.7	34:54.609	16	1	4:23.762	2:33.105	1:11.292	39.365	231.3	42:07.789
14	1	2:38.745	43.305	1:14.658	40.782	252.3	37:33.354	17	1	2:36.273	46.112	1:10.927	39.234	230.3	44:44.062
15	1	2:36.922	44.150	1:12.876	39.896	247.1	40:10.276	18	1	2:34.032	43.733	1:10.735	39.564	240.0	47:18.094
16	1	2:35.434	43.741	1:11.914	39.779	247.7	42:45.710	19	1	2:34.438	44.063	1:10.858	39.517	237.4	49:52.532
17	1	2:35.917	43.466	1:11.749	40.702	250.6	45:21.627	20	1	2:34.020	43.522	1:11.407	39.091	237.9	52:26.552
18	1	2:35.871	43.578	1:12.148	40.145	251.2	47:57.498	21	1	2:35.386	43.725	1:11.578	40.083	238.4	55:01.938
19	1	2:36.937	44.547	1:12.223	40.167	249.4	50:34.435	22	1	4:09.440	1:44.915	1:43.955	40.570	77.0	59:11.378
20	1	2:36.780	43.472	1:12.898	40.410	250.0	53:11.215	23	1	2:36.939	44.730	1:11.937	40.272	233.3	1:01:48.317
21	1	3:30.893	43.312	1:18.843	1:28.738	251.7	56:42.108	24	1	2:37.412	44.692	1:11.517	41.203	231.8	1:04:25.729
22	1	3:21.703	1:28.997	1:12.765	39.941	221.3	1:00:03.811	<b>113</b> Team Raceart 1. Edward Grouwels Porsche 991 GT3 Cup GT							
23	1	2:36.440	43.064	1:13.211	40.165	254.1	1:02:40.251	1	1	2:40.958	47.749	1:13.686	39.523	238.4	2:40.958
24	1	2:37.845	43.467	1:13.677	40.701	250.6	1:05:18.096	2	1	2:35.593	43.744	1:12.170	39.679	248.8	5:16.551
<b>109</b> Topper Team 1. Dirk Schulz Porsche 997 GT3 Cup GT								3	1	2:33.939	43.427	1:11.452	39.060	246.0	7:50.490
1	1	2:56.515	54.029	1:19.861	42.625	198.5	2:56.515	4	1	2:34.128	43.623	1:11.291	39.214	247.7	10:24.618
2	1	2:47.817	46.383	1:18.709	42.725	218.6	5:44.332	5	1	2:34.508	43.452	1:11.636	39.420	248.8	12:59.126
3	1	3:04.080	46.072	1:17.997	1:00.011	220.4	8:48.412	6	1	2:33.892	43.455	1:11.312	39.125	246.6	15:33.018
4	1	2:49.690	46.900	1:19.953	42.837	220.0	11:38.102	7	1	2:36.007	43.452	1:12.469	40.311	249.4	18:09.025
5	1	2:50.001	46.730	1:20.175	43.096	223.6	14:28.103	8	1	2:36.636	43.478	1:12.448	40.710	232.3	20:45.661
6	1	2:49.503	46.707	1:19.483	43.313	226.9	17:17.606	9	1	2:38.174	43.914	1:14.385	39.875	245.5	23:23.835
								10	1	2:36.188	43.552	1:12.616	40.020	248.3	26:00.023
								11	1	2:37.369	43.828	1:12.688	40.853	248.3	28:37.392



# SUPERCAR CHALLENGE

## SPA EURO RACE

### RACE 2

## Sector Analysis

■ Personal Best ■ Session Best B Crossing the finish line in pit lane

Lap	D	Time	Sector 1	Sector 2	Sector 3	T. Spd	Elapsed	Lap	D	Time	Sector 1	Sector 2	Sector 3	T. Spd	Elapsed
12	1	2:36.513	43.575	1:12.906	40.032	247.7	31:13.905	15	1	2:44.682	B 44.707	1:11.255	48.720	234.3	38:40.966
13	1	2:42.919	B 43.610	1:12.396	46.913	244.3	33:56.824	16	1	3:56.427	2:05.993	1:10.925	39.509	230.8	42:37.393
14	1	3:50.741	1:55.433	1:14.860	40.448	235.8	37:47.565	17	1	2:35.046	43.504	1:11.264	40.278	235.8	45:12.439
15	1	2:41.203	45.513	1:15.444	40.246	232.3	40:28.768	18	1	2:36.859	43.394	1:13.318	40.147	239.5	47:49.298
16	1	2:36.851	43.780	1:13.009	40.062	247.7	43:05.619	19	1	2:32.609	43.282	1:09.726	39.601	238.9	50:21.907
17	1	2:36.937	43.688	1:13.007	40.242	246.0	45:42.556	20	1	2:32.833	42.946	1:10.820	39.067	240.5	52:54.740
18	1	2:37.232	43.721	1:13.465	40.046	248.8	48:19.788								
19	1	2:36.897	43.860	1:12.653	40.384	246.6	50:56.685								
20	1	2:36.849	43.948	1:12.876	40.025	250.0	53:33.534								
21	1	3:49.171	43.804	1:37.582	1:27.785	236.8	57:22.705								
22	1	2:59.841	1:03.412	1:15.949	40.480	245.5	1:00:22.546								
23	1	2:38.932	43.807	1:14.448	40.677	244.3	1:03:01.478								
24	1	2:42.041	44.691	1:15.882	41.468	209.7	1:05:43.519								

**121** JR Motorsport  
1. Daan Meijer  
BMW M4 Silhouette GT

1	1	2:35.540	46.031	1:10.646	38.863	235.8	2:35.540
2	1	2:32.777	43.269	1:10.419	39.089	243.8	5:08.317
3	1	2:32.094	43.532	1:09.519	39.043	238.4	7:40.411
4	1	2:32.350	43.463	1:09.926	38.961	239.5	10:12.761
5	1	2:32.425	43.324	1:09.969	39.132	241.1	12:45.186
6	1	2:33.145	43.493	1:10.450	39.202	241.6	15:18.331
7	1	2:33.200	43.508	1:10.380	39.312	240.5	17:51.531
8	1	2:36.003	44.072	1:12.750	39.181	225.9	20:27.534
9	1	2:33.079	43.524	1:10.599	38.956	241.6	23:00.613
10	1	2:34.577	43.450	1:11.233	39.894	243.8	25:35.190
11	1	2:33.309	43.478	1:10.564	39.267	239.5	28:08.499
12	1	2:34.091	43.495	1:10.945	39.651	242.7	30:42.590
13	1	2:41.410	B 43.870	1:11.786	45.754	238.4	33:24.000
14	1	3:49.638	1:57.356	1:12.671	39.611	234.8	37:13.638
15	1	2:35.684	44.074	1:12.289	39.321	239.5	39:49.322
16	1	2:35.995	43.699	1:11.952	40.344	241.1	42:25.317
17	1	2:39.276	43.576	1:15.587	40.113	229.8	45:04.593
18	1	2:37.299	43.725	1:14.107	39.467	241.6	47:41.892
19	1	2:38.096	44.135	1:12.181	41.780	239.5	50:19.988
20	1	2:34.559	43.799	1:11.520	39.240	241.1	52:54.547
21	1	3:12.562	43.829	1:12.500	1:16.233	240.0	56:07.109
22	1	3:35.221	1:33.650	1:21.418	40.153	84.8	59:42.330
23	1	2:38.047	44.159	1:13.380	40.508	241.1	1:02:20.377
24	1	2:37.336	43.966	1:12.248	41.122	233.8	1:04:57.713

**123** SDW Shipping by JR Motorsport  
1. Koen/Mark Bogaerts/Van  
BMW M4 Silhouette GT

1	1	2:40.473	48.257	1:12.567	39.649	229.8	2:40.473
2	1	2:32.940	43.417	1:10.298	39.225	240.0	5:13.413
3	1	2:31.826	43.517	1:09.479	38.830	234.8	7:45.239
4	1	2:32.122	43.436	1:09.184	39.502	236.8	10:17.361
5	1	2:34.091	43.767	1:10.687	39.637	241.1	12:51.452
6	1	2:33.458	43.639	1:10.252	39.567	237.4	15:24.910
7	1	2:35.395	43.819	1:11.544	40.032	238.9	18:00.305
8	1	2:34.682	43.588	1:11.017	40.077	241.1	20:34.987
9	1	2:34.264	45.563	1:09.363	39.338	232.3	23:09.251
10	1	2:34.775	44.036	1:10.108	40.631	234.8	25:44.026
11	1	2:32.380	43.325	1:09.749	39.306	236.8	28:16.406
12	1	2:31.812	43.385	1:09.322	39.105	239.5	30:48.218
13	1	2:34.442	43.897	1:11.277	39.268	237.9	33:22.660
14	1	2:33.624	43.949	1:10.119	39.556	233.8	35:56.284

**127** Cor Euser Racing  
1. Cor Euser  
Marcos Mantis GT

1	1	2:43.244	48.838	1:14.429	39.977	223.1	2:43.244
2	1	2:36.964	43.976	1:13.173	39.815	241.6	5:20.208
3	1	2:35.344	43.209	1:12.321	39.814	248.8	7:55.552
4	1	2:36.874	43.660	1:13.209	40.005	240.0	10:32.426
5	1	2:37.505	43.675	1:13.633	40.197	242.2	13:09.931
6	1	2:37.424	43.761	1:13.268	40.395	242.7	15:47.355
7	1	2:37.594	44.012	1:13.491	40.091	227.4	18:24.949
8	1	2:37.912	44.083	1:13.655	40.174	224.5	21:02.861
9	1	3:03.592	B 46.378	1:17.337	59.877	204.5	24:06.453


**151** EMG Motorsport  
1. Patrick/Donald Lamster/M  
Porsche 991 GT3 Cup GT

1	1	2:32.673	43.874	1:10.245	38.554	243.8	2:32.673
2	1	2:32.003	42.281	1:10.586	39.136	247.7	5:04.676
3	1	2:30.986	42.117	1:10.151	38.718	247.7	7:35.662
4	1	2:31.242	42.401	1:10.396	38.445	253.5	10:06.904
5	1	2:30.200	42.078	1:09.830	38.292	240.0	12:37.104
6	1	2:31.871	41.881	1:09.904	40.086	254.1	15:08.975
7	1	2:31.968	42.906	1:10.200	38.862	253.5	17:40.943
8	1	2:31.117	42.223	1:10.058	38.836	252.9	20:12.060
9	1	2:31.897	42.147	1:10.628	39.122	252.9	22:43.957
10	1	2:30.988	42.205	1:10.123	38.660	258.4	25:14.945
11	1	2:32.498	42.164	1:11.411	38.923	237.9	27:47.443
12	1	2:31.862	42.321	1:10.652	38.889	250.0	30:19.305
13	1	2:32.080	42.483	1:10.680	38.917	251.2	32:51.385
14	1	2:31.476	42.393	1:10.419	38.664	257.8	35:22.861
15	1	2:40.538	B 42.318	1:11.949	46.271	254.7	38:03.399
16	1	4:20.978	2:16.044	1:23.145	41.789	219.1	42:24.377
17	1	2:48.807	43.871	1:22.119	42.817	216.0	45:13.184
18	1	2:41.797	44.191	1:16.009	41.597	220.4	47:54.981
19	1	2:55.984	44.457	1:15.369	56.158	232.8	50:50.965
20	1	2:41.880	43.965	1:16.310	41.605	222.7	53:32.845
21	1	3:50.899	43.901	1:38.747	1:28.251	234.3	57:23.744
22	1	2:59.967	1:02.405	1:17.142	40.420	234.8	1:00:23.711
23	1	2:42.548	44.284	1:16.845	41.419	230.8	1:03:06.259
24	1	2:43.264	43.887	1:17.484	41.893	237.9	1:05:49.523

**152** EMG Motorsport  
1. John de Wilde  
Porsche 991 GT3 Cup GT

1	1	2:39.781	47.207	1:13.485	39.089	238.4	2:39.781
2	1	2:34.332	43.061	1:11.916	39.355	244.9	5:14.113
3	1	2:33.778	43.004	1:11.524	39.250	226.9	7:47.891
4	1	2:33.453	42.761	1:11.384	39.308	246.0	10:21.344
5	1	2:33.960	42.927	1:11.782	39.251	247.7	12:55.304
6	1	2:34.155	43.095	1:11.706	39.354	246.6	15:29.459
7	1	2:34.488	42.975	1:12.197	39.316	241.6	18:03.947
8	1	2:35.180	43.025	1:12.077	40.078	249.4	20:39.127





# SUPERCAR CHALLENGE

## SPA EURO RACE

### RACE 2

### Sector Analysis

■ Personal Best ■ Session Best B Crossing the finish line in pit lane

Lap	D	Time	Sector 1	Sector 2	Sector 3	T. Spd	Elapsed	Lap	D	Time	Sector 1	Sector 2	Sector 3	T. Spd	Elapsed
17	1	2:51.402	49.189	1:18.231	43.982	210.5	50:47.410	15	1	2:43.724	46.595	1:14.994	42.135	225.5	42:39.514
18	1	2:51.513	49.027	1:18.543	43.943	208.1	53:38.923	16	1	2:44.115	<b>46.460</b>	1:14.828	42.827	226.4	45:23.629
19	1	3:58.634	49.325	1:39.894	1:29.415	202.2	57:37.557	17	1	2:46.139	48.133	1:15.705	42.301	220.0	48:09.768
20	1	2:59.642	56.936	1:18.582	44.124	206.1	1:00:37.199	18	1	2:45.338	46.750	1:16.090	42.498	223.1	50:55.106
21	1	2:51.263	<b>48.756</b>	1:18.159	44.348	205.7	1:03:28.462	19	1	2:45.999	46.965	1:16.680	42.354	203.4	53:41.105
22	1	2:51.595	48.941	1:18.359	44.295	202.2	1:06:20.057	20	1	3:53.922	46.590	1:39.667	1:27.665	214.3	57:35.027

208		JR Motorsport					BMW E92 V8 SS1	
1.Ted van Vliet								
1	1	2:56.720	54.917	1:19.297	42.506	202.6	2:56.720	
2	1	2:48.253	47.806	1:17.359	43.088	225.5	5:44.973	
3	1	2:46.720	<b>47.272</b>	1:16.521	42.927	219.5	8:31.693	
4	1	<b>2:44.405</b>	47.374	<b>1:15.014</b>	<b>42.017</b>	225.5	11:16.098	

210		E2P Racing					Ginetta G50 SS1	
1.Kosta Kanaroglou								
1	1	2:50.359	52.330	1:15.782	42.247	217.3	2:50.359	
2	1	2:45.878	47.801	1:15.780	42.297	223.1	5:36.237	
3	1	2:42.491	46.720	1:13.714	42.057	221.3	8:18.728	
4	1	2:43.785	46.448	1:15.801	41.536	220.9	11:02.513	
5	1	2:40.805	46.169	1:13.434	41.202	221.8	13:43.318	
6	1	<b>2:40.183</b>	46.319	1:13.007	40.857	221.3	16:23.501	
7	1	2:41.728	46.733	1:13.785	41.210	223.6	19:05.229	
8	1	2:42.431	46.908	1:13.708	41.815	221.8	21:47.660	
9	1	2:41.341	46.554	1:13.235	41.552	224.1	24:29.001	
10	1	2:48.133	<b>B</b>	46.868	1:13.290	47.975	215.6	27:17.134
11	1	4:03.313	2:08.234	1:13.423	41.656	222.2	31:20.447	
12	1	2:43.002	<b>45.920</b>	1:15.613	41.469	222.2	34:03.449	
13	1	2:40.896	46.440	<b>1:12.736</b>	41.720	224.1	36:44.345	
14	1	2:40.621	46.241	1:13.630	<b>40.750</b>	220.9	39:24.966	
15	1	2:42.326	45.924	1:13.305	43.097	221.3	42:07.292	
16	1	2:44.734	47.699	1:14.760	42.275	215.6	44:52.026	
17	1	2:43.127	47.289	1:14.148	41.690	213.4	47:35.153	
18	1	2:42.826	46.345	1:14.644	41.837	218.2	50:17.979	
19	1	2:43.847	46.573	1:15.565	41.709	216.0	53:01.826	
20	1	3:22.470	46.785	1:15.734	1:19.951	218.6	56:24.296	
21	1	3:30.881	1:31.764	1:17.000	42.117	75.8	59:55.177	
22	1	2:44.203	48.449	1:13.938	41.816	212.6	1:02:39.380	
23	1	2:42.606	47.335	1:13.514	41.757	218.6	1:05:21.986	


217		Ferry Monster Motorsport					Seat Sport Leon Cup Racer SS1	
1.Martin/Teunis Huisman/Vi								
1	1	2:52.097	51.518	1:18.466	42.113	222.7	2:52.097	
2	1	2:44.904	47.574	1:15.482	41.848	219.1	5:37.001	
3	1	2:45.039	47.634	1:15.584	41.821	207.3	8:22.040	
4	1	2:42.976	46.683	1:14.508	41.785	222.7	11:05.016	
5	1	<b>2:42.590</b>	46.613	1:14.159	41.818	221.3	13:47.606	
6	1	2:46.753	48.002	1:16.840	41.911	201.1	16:34.359	
7	1	2:44.951	47.947	1:14.980	42.024	223.1	19:19.310	
8	1	2:44.939	47.250	1:15.283	42.406	225.9	22:04.249	
9	1	2:51.350	<b>B</b>	47.017	1:15.021	49.312	221.8	24:55.599
10	1	4:05.323	2:06.187	1:16.713	42.423	201.1	29:00.922	
11	1	2:44.986	47.745	1:15.272	41.969	219.5	31:45.908	
12	1	2:42.734	46.890	<b>1:13.899</b>	41.945	223.1	34:28.642	
13	1	2:44.403	47.072	1:15.508	41.823	223.1	37:13.045	
14	1	2:42.745	46.644	1:14.407	<b>41.694</b>	224.1	39:55.790	

222		Blueberry Racing					BMW E46 M3 SS1	
1.Ronald/Luuk van Loon/vai								
1	1	2:52.562	53.792	1:16.614	42.156	219.5	2:52.562	
2	1	2:45.537	47.751	1:16.080	41.706	228.8	5:38.099	
3	1	2:42.890	46.541	1:14.806	41.543	227.4	8:20.989	
4	1	2:43.388	46.384	1:15.252	41.752	227.4	11:04.377	
5	1	2:42.789	46.153	1:14.660	41.976	228.8	13:47.166	
6	1	2:44.125	46.460	1:15.700	41.965	218.6	16:31.291	
7	1	2:44.011	46.647	1:15.060	42.304	225.5	19:15.302	
8	1	2:54.002	<b>B</b>	46.367	1:15.253	52.382	226.4	22:09.304
9	1	3:55.181	2:00.388	1:13.650	41.143	227.8	26:04.485	
10	1	2:41.071	45.622	1:13.701	41.748	230.8	28:45.556	
11	1	2:41.335	<b>45.214</b>	1:14.388	41.733	234.8	31:26.891	
12	1	2:41.160	45.736	1:13.570	41.854	229.8	34:08.051	
13	1	<b>2:40.033</b>	45.248	<b>1:13.441</b>	41.344	231.8	36:48.084	
14	1	2:41.751	45.549	1:14.522	41.680	230.8	39:29.835	
15	1	2:40.966	45.486	1:14.365	41.115	228.8	42:10.801	
16	1	2:42.779	45.524	1:15.690	41.565	231.3	44:53.580	
17	1	2:40.637	45.507	1:14.017	<b>41.113</b>	230.3	47:34.217	
18	1	2:41.766	45.428	1:14.888	41.450	233.8	50:15.983	
19	1	2:41.877	45.722	1:14.965	41.190	229.8	52:57.860	
20	1	3:14.309	45.556	1:15.273	1:13.480	232.3	56:12.169	
21	1	3:37.750	1:37.555	1:18.694	41.501	83.5	59:49.919	
22	1	2:40.658	45.420	1:14.077	41.161	231.8	1:02:30.577	
23	1	2:41.675	45.642	1:13.986	42.047	230.3	1:05:12.252	

245		Hadders Plaza					BMW SS1	
1.Robert/Benjamin van den								
1	1	2:49.699	50.506	1:16.921	42.272	233.3	2:49.699	
2	1	2:43.899	46.938	1:15.501	41.460	223.6	5:33.598	
3	1	2:41.662	45.920	1:14.082	41.660	229.3	8:15.260	
4	1	2:40.606	45.970	1:13.606	41.030	228.8	10:55.866	
5	1	2:40.875	45.931	1:13.644	41.300	232.3	13:36.741	
6	1	2:41.671	46.233	1:14.367	41.071	233.8	16:18.412	
7	1	2:42.567	46.053	1:14.785	41.729	231.8	19:00.979	
8	1	2:49.057	<b>B</b>	46.230	1:14.870	47.957	227.4	21:50.036
9	1	4:10.974	2:15.393	1:14.127	41.454	226.9	26:01.010	
10	1	2:40.513	46.213	1:13.479	<b>40.821</b>	227.8	28:41.523	
11	1	<b>2:39.993</b>	45.389	<b>1:13.292</b>	41.312	234.3	31:21.516	
12	1	2:41.498	<b>45.103</b>	1:15.023	41.372	236.3	34:03.014	
13	1	2:42.689	45.469	1:13.669	43.551	230.3	36:45.703	

246		Stichting Euro Autosport					BMW E92 M3 SS1	
1.Ruud Olij								
1	1	2:48.561	52.013	1:15.708	40.840	225.9	2:48.561	
2	1	2:40.227	45.202	1:14.427	40.598	238.9	5:28.788	






**SUPERCAR CHALLENGE**  
**SPA EURO RACE**  
**RACE 2**

**Sector Analysis**

Personal Best Session Best B Crossing the finish line in pit lane

Lap	D	Time	Sector 1	Sector 2	Sector 3	T. Spd	Elapsed	Lap	D	Time	Sector 1	Sector 2	Sector 3	T. Spd	Elapsed
15	1	2:49.206	47.678	1:18.330	43.198	224.5	43:54.648	22	1	2:45.746	46.357	1:15.165	44.224	232.8	1:03:51.898
16	1	2:47.246	46.930	1:17.224	43.092	220.9	46:41.894	23	1	2:44.363	46.354	1:15.775	42.234	213.4	1:06:36.261
17	1	2:48.858	47.469	1:18.514	42.875	212.2	49:30.752	<b>351 DRDO-Koopman Racing</b> BMW M3 E46							
18	1	2:47.773	47.263	1:17.943	42.567	212.6	52:18.525	1.Peter Koelewijn DRDO							
19	1	2:53.101	47.068	1:17.811	48.222	226.9	55:11.626	1	1	3:00.898	58.622	1:18.548	43.728	213.4	3:00.898
20	1	4:11.200	1:42.004	1:45.960	43.236	78.4	59:22.826	2	1	2:49.763	48.327	1:17.961	43.475	216.4	5:50.661
21	1	2:47.509	47.018	1:17.885	42.606	227.8	1:02:10.335	3	1	2:48.894	48.212	1:17.508	43.174	218.6	8:39.555
22	1	2:48.734	47.129	1:17.561	44.044	219.1	1:04:59.069	4	1	2:49.006	48.335	1:17.148	43.523	218.2	11:28.561
<b>311 Spork Racing Team</b> Seat Leon Supercopa SS2								<b>352 DRDO-Koopman Racing</b> BMW M3 E46							
1.Kris van Kelst								1.Emile/Ronald Drummen/F DRDO							
1	1	3:06.350	58.266	1:21.824	46.260	201.5	3:06.350	1	1	3:13.745	1:02.997	1:23.973	46.775	184.6	3:13.745
2	1	2:58.713	51.289	1:20.394	47.030	201.9	6:05.063	2	1	2:59.030	50.669	1:21.708	46.653	194.2	6:12.775
3	1	2:57.387	50.617	1:21.010	45.760	200.4	9:02.450	3	1	2:58.704	51.123	1:21.780	45.801	206.9	9:11.479
4	1	2:53.733	50.187	1:18.678	44.868	200.0	11:56.183	4	1	3:02.124	50.636	1:24.996	46.492	191.8	12:13.603
5	1	2:52.858	49.577	1:18.343	44.938	201.1	14:49.041	5	1	2:58.195	50.115	1:21.639	46.441	203.0	15:11.798
6	1	2:53.837	49.700	1:19.463	44.674	203.8	17:42.878	6	1	3:01.375	50.801	1:23.139	47.435	203.0	18:13.173
7	1	2:51.365	49.426	1:17.516	44.423	210.1	20:34.243	7	1	2:59.373	50.979	1:21.755	46.639	201.1	21:12.546
8	1	2:53.130	50.370	1:17.555	45.205	208.1	23:27.373	8	1	2:58.673	50.860	1:21.787	46.026	196.7	24:11.219
9	1	2:51.873	49.989	1:17.385	44.499	208.5	26:19.246	9	1	2:59.289	51.307	1:21.406	46.576	184.0	27:10.508
10	1	2:51.858	49.749	1:17.470	44.639	210.1	29:11.104	10	1	3:00.408	50.764	1:22.674	46.970	200.7	30:10.916
11	1	2:51.079	49.490	1:17.123	44.466	211.8	32:02.183	11	1	3:05.893	50.660	1:22.216	53.017	202.6	33:16.809
12	1	2:58.215	49.640	1:16.663	51.912	208.9	35:00.398	12	1	4:41.724	2:30.990	1:24.883	45.851	189.5	37:58.533
13	1	4:15.508	2:12.978	1:17.998	44.532	209.3	39:15.906	13	1	2:55.748	50.021	1:21.198	44.529	214.7	40:54.281
14	1	2:50.884	49.151	1:16.920	44.813	212.2	42:06.790	14	1	2:55.704	49.673	1:21.478	44.553	209.7	43:49.985
15	1	2:51.898	50.206	1:17.331	44.361	210.5	44:58.688	15	1	2:55.272	49.786	1:20.411	45.075	197.4	46:45.257
16	1	2:55.382	49.508	1:20.622	45.252	210.5	47:54.070	16	1	2:55.899	49.601	1:21.028	45.270	207.7	49:41.156
17	1	2:52.039	50.072	1:17.389	44.578	209.3	50:46.109	17	1	2:55.557	49.742	1:21.414	44.401	216.0	52:36.713
18	1	2:51.413	49.587	1:16.603	45.223	209.3	53:37.522	18	1	3:14.463	49.572	1:19.932	1:04.959	216.0	55:51.176
19	1	3:56.165	49.781	1:35.728	1:30.656	208.9	57:33.687	19	1	3:54.688	1:39.069	1:30.657	44.962	83.4	59:45.864
20	1	3:06.991	1:02.503	1:19.154	45.334	209.7	1:00:40.678	20	1	2:56.150	49.698	1:19.852	46.600	194.6	1:02:42.014
21	1	2:53.335	50.145	1:18.060	45.130	209.7	1:03:34.013	21	1	2:53.754	49.822	1:19.160	44.772	217.3	1:05:35.768
22	1	2:53.020	49.863	1:17.941	45.216	204.2	1:06:27.033	<b>355 DRDO-Koopman Racing</b> BMW M3 E46							
<b>324 West Suffolk Racing</b> BMW E90 SS2								1.Daan/Wouter van Kuijk/B DRDO							
1.Ollie Taylor															
2.Jordan Albert															
1	1	2:50.735	52.787	1:15.884	42.064	215.1	2:50.735	1	1	3:02.897	59.878	1:19.108	43.911	213.0	3:02.897
2	1	2:44.747	46.268	1:16.240	42.239	213.0	5:35.482	2	1	2:49.836	48.239	1:17.622	43.975	222.2	5:52.733
3	1	2:41.636	45.931	1:14.128	41.577	216.0	8:17.118								
4	1	2:41.505	45.465	1:14.554	41.486	232.8	10:58.623								
5	1	2:40.715	45.879	1:13.658	41.178	227.8	13:39.338								
6	1	2:41.342	46.020	1:14.139	41.183	231.8	16:20.680								
7	1	2:42.386	46.563	1:14.103	41.720	225.9	19:03.066								
8	1	2:43.557	46.218	1:16.038	41.301	232.3	21:46.623								
9	1	2:43.348	46.287	1:14.524	42.537	232.3	24:29.971								
10	1	2:43.182	46.228	1:15.502	41.452	209.7	27:13.153								
11	1	2:44.906	47.300	1:15.467	42.139	225.0	29:58.059								
12	1	2:52.415	46.833	1:15.472	50.110	227.8	32:50.474								
13	1	4:38.274	2:39.263	1:16.452	42.559	220.9	37:28.748								
14	1	2:44.505	46.926	1:15.633	41.946	227.4	40:13.253								
15	1	2:47.086	46.788	1:18.090	42.208	227.4	43:00.339								
16	1	2:47.501	47.157	1:17.199	43.145	225.5	45:47.840								
17	1	2:46.821	46.874	1:17.838	42.109	229.3	48:34.661								
18	1	2:47.251	46.976	1:17.465	42.810	226.4	51:21.912								
19	1	2:47.443	47.095	1:17.606	42.742	214.7	54:09.355								
20	1	4:08.192	46.958	1:56.230	1:25.004	206.9	58:17.547								
21	1	2:48.605	47.578	1:18.007	43.020	223.6	1:01:06.152								




**SUPERCAR CHALLENGE**  
**SPA EURO RACE**  
**RACE 2**

**Sector Analysis**

■ Personal Best ■ Session Best B Crossing the finish line in pit lane

Lap	D	Time	Sector 1	Sector 2	Sector 3	T. Spd	Elapsed	Lap	D	Time	Sector 1	Sector 2	Sector 3	T. Spd	Elapsed
3	1	2:50.158	48.359	1:17.500	44.299	221.8	8:42.891	11	1	2:59.991 B	49.506			214.3	32:18.945
4	1	2:49.455	48.370	1:17.337	43.748	216.4	11:32.346	<b>360</b> DRDO 1.Cees/Leon Lubbers/Rijnbe							BMW GTR SS1
5	1	2:49.884	48.176	1:17.371	44.337	221.8	14:22.230	1	1	3:00.354	56.286	1:19.315	44.753	209.7	3:00.354
6	1	2:49.445	48.100	1:17.081	44.264	221.3	17:11.675	2	1	2:56.971	49.579	1:22.606	46.047	216.0	5:57.325
7	1	2:50.692	48.167	1:18.202	44.323	224.1	20:02.367	3	1	2:56.942	49.579	1:20.780	46.583	215.1	8:54.267
8	1	2:50.275	48.072	1:18.023	44.180	219.5	22:52.642	4	1	2:55.714	49.547	1:21.291	44.876	200.7	11:49.981
9	1	2:56.019	48.802	1:21.893	45.324	220.9	25:48.661	5	1	2:58.424	49.017	1:23.475	45.932	195.3	14:48.405
10	1	2:52.087	49.275	1:18.135	44.677	220.4	28:40.748	6	1	2:57.791	49.887	1:22.736	45.168	211.8	17:46.196
11	1	2:51.870	49.361	1:17.902	44.607	215.6	31:32.618	7	1	3:03.147	49.342	1:25.319	48.486	213.4	20:49.343
12	1	3:00.445 B	48.606	1:18.858	52.981	222.2	34:33.063	8	1	3:13.073 B	49.191	1:23.023	1:00.859	208.1	24:02.416
13	1	4:40.955	2:37.968	1:18.766	44.221	220.4	39:14.018	9	1	4:55.081	2:48.526	1:22.081	44.474	183.7	28:57.497
14	1	2:50.958	48.268	1:18.389	44.301	220.9	42:04.976	10	1	2:52.841	49.404	1:19.048	44.389	215.1	31:50.338
15	1	2:52.913	49.179	1:19.144	44.590	216.9	44:57.889	11	1	2:55.751	49.220	1:21.457	45.074	214.7	34:46.089
16	1	2:57.022	49.177	1:22.414	45.431	217.7	47:54.911	12	1	2:57.771	49.792	1:23.077	44.902	214.3	37:43.860
17	1	2:56.913	50.656	1:19.737	46.520	210.1	50:51.824	13	1	2:56.251	51.226	1:20.565	44.460	212.6	40:40.111
18	1	2:53.814	49.803	1:19.439	44.572	217.7	53:45.638	14	1	2:54.810	49.451	1:20.695	44.664	212.2	43:34.921
19	1	4:20.069	48.722	2:03.695	1:27.652	217.7	58:05.707	15	1	2:53.381	49.386	1:19.553	44.442	213.9	46:28.302
20	1	2:53.990	49.982	1:19.356	44.652	216.4	1:00:59.697	16	1	2:53.027	48.951	1:19.907	44.169	217.3	49:21.329
21	1	2:53.370	49.043	1:19.519	44.808	213.0	1:03:53.067	17	1	2:52.656	49.268	1:19.243	44.145	212.6	52:13.985
22	1	2:52.583	49.151	1:19.012	44.420	216.9	1:06:45.650	18	1	2:56.446	49.385	1:19.347	47.714	211.8	55:10.431
<b>357</b> DRDO - Certainty 1.Dennis van der Linden							BMW M3 E46 DRDO	<b>371</b> DRDO- Davytec 1.Andre Seinen							BMW 130i SS2
1	1	3:14.289	1:04.334	1:23.532	46.423	196.0	3:14.289	1	1	3:22.820	1:08.944	1:25.461	48.415	187.2	3:22.820
2	1	2:59.034	50.859	1:21.320	46.855	182.4	6:13.323	2	1	3:04.578	53.017	1:24.411	47.150	193.2	6:27.398
3	1	2:58.504	51.156	1:21.497	45.851	197.8	9:11.827	3	1	3:00.765	52.177	1:22.150	46.438	187.2	9:28.163
4	1	2:56.299	50.255	1:20.706	45.338	205.7	12:08.126	4	1	2:59.148	51.815	1:21.019	46.314	196.7	12:27.311
5	1	2:55.939	50.354	1:20.167	45.418	201.1	15:04.065	5	1	2:59.399	51.940	1:20.980	46.479	185.6	15:26.710
6	1	2:57.583	50.648	1:20.426	46.509	202.6	18:01.648	6	1	2:57.658	51.421	1:20.360	45.877	201.5	18:24.368
7	1	2:57.065	49.922	1:21.683	45.460	185.9	20:58.713	7	1	2:59.928	51.954	1:22.092	45.882	194.6	21:24.296
8	1	3:08.516 B	50.411	1:21.277	56.828	177.9	24:07.229	8	1	2:58.258	51.532	1:20.340	46.386	199.3	24:22.554
9	1	4:38.820	2:31.310	1:20.511	46.999	195.7	28:46.049	9	1	2:58.768	51.446	1:21.125	46.197	199.6	27:21.322
10	1	2:59.648	50.868	1:22.138	46.642	176.2	31:45.697	10	1	2:56.602	51.259	1:19.745	45.598	200.0	30:17.924
11	1	2:55.456	50.318	1:19.484	45.654	207.3	34:41.153	11	1	3:05.556 B	51.351	1:19.769	54.436	199.3	33:23.480
12	1	2:56.430	50.507	1:20.015	45.908	205.7	37:37.583	12	1	4:16.593	2:10.143	1:20.539	45.911	204.2	37:40.073
13	1	2:57.192	50.327	1:21.709	45.156	185.9	40:34.775	13	1	3:00.491	51.878	1:22.227	46.386	202.6	40:40.564
14	1	2:55.627	50.224	1:20.086	45.317	207.3	43:30.402	14	1	2:58.463	52.189	1:19.671	46.603	198.2	43:39.027
15	1	2:56.074	49.895	1:20.720	45.459	203.0	46:26.476	15	1	2:57.120	52.385	1:19.045	45.690	198.2	46:36.147
16	1	2:54.881	49.662	1:19.899	45.320	206.1	49:21.357	16	1	3:07.031	51.559	1:30.321	45.151	199.3	49:43.178
17	1	2:55.107	50.194	1:19.705	45.208	194.6	52:16.464	17	1	2:56.293	50.730	1:19.933	45.630	202.2	52:39.471
18	1	2:57.681	49.820	1:20.780	47.081	200.7	55:14.145	18	1	3:26.971	51.475	1:20.002	1:15.494	200.0	56:06.442
19	1	4:13.930	1:40.679	1:47.007	46.244	79.1	59:28.075	19	1	3:47.192	1:32.975	1:28.031	46.186	85.4	59:53.634
20	1	2:58.848	51.076	1:22.440	45.332	198.9	1:02:26.923	20	1	3:01.270	51.526	1:22.569	47.175	198.9	1:02:54.904
21	1	2:56.401	50.019	1:20.526	45.856	203.4	1:05:23.324	21	1	3:00.082	52.948	1:21.296	45.838	198.9	1:05:54.986
<b>358</b> DRDO - Certainty 1.Floris Dullaart							BMW M3 E46 DRDO	<b>401</b> Spirit Racing 1.Bart Drost							Renault Clio RS 2.0 16V Sport
1	1	3:11.902	1:04.549			206.5	3:11.902	1	1	3:17.389	1:07.445	1:23.204	46.740	188.5	3:17.389
2	1	2:54.463	50.739			214.3	6:06.365	2	1	3:00.125	53.705	1:20.376	46.044	189.5	6:17.514
3	1	2:53.757	50.075			210.9	9:00.122	3	1	2:58.969	53.440	1:19.829	45.700	189.1	9:16.483
4	1	2:51.838	49.830			214.3	11:51.960	4	1	2:58.590	52.952	1:19.947	45.691	191.8	12:15.073
5	1	2:54.817	50.254			212.2	14:46.777								
6	1	2:53.586	50.320			212.6	17:40.363								
7	1	2:54.434	49.863			210.9	20:34.797								
8	1	2:53.441	49.886			218.2	23:28.238								
9	1	2:54.627	50.623			208.1	26:22.865								
10	1	2:56.089	51.962			209.7	29:18.954								



## SUPERCAR CHALLENGE

### SPA EURO RACE

### RACE 2

## Sector Analysis

■ Personal Best ■ Session Best B Crossing the finish line in pit lane

Lap	D	Time	Sector 1	Sector 2	Sector 3	T. Spd	Elapsed
5	1	2:59.880	52.872	1:20.554	46.454	192.5	15:14.953
6	1	3:01.775	52.507	1:22.484	46.784	192.9	18:16.728
7	1	3:06.306	B 53.085	1:19.660	53.561	192.5	21:23.034
8	1	4:17.497	2:10.946	1:20.485	46.066	190.1	25:40.531
9	1	2:58.662	53.221	1:19.584	45.857	191.8	28:39.193
10	1	2:57.288	52.518	1:19.007	45.763	197.1	31:36.481
11	1	2:58.427	53.440	1:19.490	45.497	192.2	34:34.908
12	1	3:02.316	52.869	1:21.295	48.152	190.8	37:37.224
13	1	3:02.583	53.629	1:22.619	46.335	185.2	40:39.807
14	1	2:59.516	53.194	1:20.946	45.376	186.9	43:39.323
15	1	2:57.738	53.288	1:19.055	45.395	191.5	46:37.061
16	1	3:01.043	52.264	1:21.922	46.857	194.6	49:38.104
17	1	3:00.900	52.725	1:22.073	46.102	192.5	52:39.004
18	1	3:30.118	53.064	1:20.831	1:16.223	194.6	56:09.122
19	1	3:47.738	1:33.843	1:26.844	47.051	84.3	59:56.860
20	1	3:00.082	52.718	1:20.871	46.493	196.0	1:02:56.942
21	1	3:01.230	53.847	1:21.093	46.290	191.5	1:05:58.172

**402** **Traxx Racing Team** Peugeot RCZ Cup Sport  
1. Chris/Bart Voet/van den B

1	1	3:09.740	1:02.007	1:20.458	47.275	197.4	3:09.740
2	1	2:56.961	51.820	1:18.387	46.754	200.4	6:06.701
3	1	2:54.900	51.271	1:18.367	45.262	200.7	9:01.601
4	1	2:52.918	50.562	1:17.662	44.694	201.1	11:54.519
5	1	2:54.125	51.069	1:17.670	45.386	201.1	14:48.644
6	1	2:56.739	51.104	1:20.542	45.093	204.2	17:45.383
7	1	2:55.575	50.445	1:20.095	45.035	203.4	20:40.958
8	1	2:54.164	50.451	1:19.017	44.696	204.5	23:35.122
9	1	3:01.748	B 50.425	1:18.294	53.029	202.2	26:36.870
10	1	4:44.715	2:35.832	1:22.066	46.817	194.2	31:21.585
11	1	2:59.768	52.541	1:20.787	46.440	197.1	34:21.353
12	1	2:59.537	52.409	1:21.127	46.001	196.0	37:20.890
13	1	2:57.569	51.822	1:20.490	45.257	196.4	40:18.459
14	1	2:56.679	51.733	1:19.830	45.116	196.4	43:15.138
15	1	2:55.558	51.695	1:18.899	44.964	196.4	46:10.696
16	1	2:55.831	51.775	1:18.978	45.078	196.7	49:06.527
17	1	2:56.608	51.702	1:19.594	45.312	197.4	52:03.135
18	1	2:57.279	51.456	1:19.752	46.071	197.4	55:00.414
19	1	4:19.075	1:43.323	1:50.025	45.727	79.6	59:19.489
20	1	2:57.577	51.564	1:20.350	45.663	198.5	1:02:17.066
21	1	2:55.178	52.064	1:18.356	44.758	197.4	1:05:12.244

**403** **Spirit Racing** Renault Clio RS 2.0 16V Sport  
1. Rob Nieman

1	1	3:10.205	1:02.026	1:21.137	47.042	196.7	3:10.205
2	1	2:54.157	50.798	1:17.788	45.571	203.8	6:04.362
3	1	2:52.830	50.654	1:17.581	44.595	203.4	8:57.192
4	1	2:54.279	51.377	1:17.839	45.063	200.7	11:51.471
5	1	2:55.529	50.822	1:19.410	45.297	194.2	14:47.000
6	1	2:57.532	51.456	1:21.357	44.719	198.2	17:44.532
7	1	2:53.234	50.266	1:17.764	45.204	205.7	20:37.766
8	1	3:03.498	B 49.994	1:18.251	55.253	207.3	23:41.264
9	1	4:15.699	2:13.522	1:17.601	44.576	204.2	27:56.963
10	1	2:52.907	50.436	1:17.546	44.925	206.5	30:49.870
11	1	2:52.521	50.334	1:17.864	44.323	204.9	33:42.391
12	1	2:53.308	50.678	1:18.169	44.461	204.2	36:35.699
13	1	2:55.278	50.637	1:19.566	45.075	202.6	39:30.977

Lap	D	Time	Sector 1	Sector 2	Sector 3	T. Spd	Elapsed
14	1	2:54.509	50.387	1:18.401	45.721	206.1	42:25.486
15	1	2:56.208	51.158	1:19.923	45.127	202.6	45:21.694
16	1	2:55.173	51.902	1:18.618	44.653	199.3	48:16.867
17	1	2:54.804	51.789	1:18.363	44.652	201.9	51:11.671
18	1	2:54.608	50.957	1:18.650	45.001	202.2	54:06.279
19	1	4:14.348	51.230	2:01.039	1:22.079	184.3	58:20.627
20	1	2:57.330	51.126	1:20.115	46.089	197.1	1:01:17.957
21	1	2:56.638	51.221	1:19.732	45.685	199.3	1:04:14.595
22	1	2:59.647	51.556	1:20.522	47.569	192.9	1:07:14.242


**413** **AT Motorsport** Ford Focus Sport  
1. Kim/Wim Troeijen/Lemme

1	1	3:47.984	1:07.274	1:30.713	1:09.997	198.9	3:47.984
2	1	3:08.765	54.253	1:26.452	48.060	187.5	6:56.749
3	1	3:04.617	54.279	1:23.548	46.790	184.3	10:01.366
4	1	3:09.118	55.777	1:25.655	47.686	185.2	13:10.484
5	1	3:05.260	54.348	1:23.767	47.145	178.8	16:15.744
6	1	3:03.111	54.321	1:22.339	46.451	192.2	19:18.855
7	1	3:01.150	52.960	1:21.866	46.324	194.6	22:20.005
8	1	3:07.408	B 52.782	1:20.814	53.812	187.8	25:27.413
9	1	4:26.112	2:19.244	1:21.230	45.638	187.5	29:53.525
10	1	2:59.983	53.789	1:20.455	45.739	190.8	32:53.508
11	1	2:57.241	52.545	1:19.427	45.269	190.5	35:50.749
12	1	3:01.561	52.752	1:22.722	46.087	193.9	38:52.310
13	1	2:59.082	52.900	1:20.973	45.209	191.8	41:51.392
14	1	3:01.725	52.654	1:22.065	47.006	193.2	44:53.117
15	1	3:04.287	52.799	1:24.257	47.231	188.5	47:57.404
16	1	3:00.799	52.470	1:20.767	47.562	198.5	50:58.203
17	1	3:01.357	53.117	1:21.701	46.539	188.8	53:59.560
18	1	4:06.137	54.284	1:45.522	1:26.331	156.5	58:05.697
19	1	3:02.980	54.291	1:21.687	47.002	188.8	1:01:08.677
20	1	3:01.648	54.057	1:21.634	45.957	187.2	1:04:10.325
21	1	3:02.165	53.732	1:21.969	46.464	181.2	1:07:12.490

**416** **Kustlicht** Alfa 147 Sport  
1. John/Sandra v. der Voort/

1	1	3:11.360	1:01.703	1:20.419	49.238	197.1	3:11.360
2	1	3:00.705	51.905	1:21.403	47.397	198.5	6:12.065
3	1	3:01.494	53.056	1:21.826	46.612	192.2	9:13.559
4	1	3:00.666	51.930	1:22.574	46.162	192.5	12:14.225
5	1	3:00.382	52.395	1:21.450	46.537	195.3	15:14.607
6	1	3:02.663	52.609	1:22.461	47.593	192.5	18:17.270
7	1	3:13.221	B 52.710	1:23.413	57.098	189.5	21:30.491
8	1	4:59.515	2:52.642	1:20.126	46.747	191.5	26:30.006
9	1	2:52.708	51.228	1:17.099	44.381	196.4	29:22.714
10	1	2:51.834	50.746	1:16.634	44.454	197.1	32:14.548
11	1	2:52.775	50.782	1:17.229	44.764	198.2	35:07.323
12	1	2:54.440	50.783	1:18.283	45.374	197.8	38:01.763
13	1	2:53.226	50.726	1:18.090	44.410	196.7	40:54.989
14	1	2:53.534	50.527	1:18.493	44.514	198.5	43:48.523
15	1	2:52.206	50.879	1:16.968	44.359	194.6	46:40.729
16	1	2:53.565	50.086	1:18.896	44.583	200.7	49:34.294
17	1	2:52.154	50.591	1:17.157	44.406	196.4	52:26.448
18	1	2:57.076	50.361	1:17.010	49.705	198.9	55:23.524
19	1	4:05.082	1:42.347	1:38.106	44.629	79.2	59:28.606
20	1	2:53.657	50.764	1:17.833	45.060	197.8	1:02:22.263
21	1	2:52.205	50.170	1:17.247	44.788	198.9	1:05:14.468





**SUPERCAR CHALLENGE**  
**SPA EURO RACE**  
**RACE 2**

**Sector Analysis**

■ Personal Best ■ Session Best **B** Crossing the finish line in pit lane

Lap	D	Time	Sector 1	Sector 2	Sector 3	T. Spd	Elapsed	Lap	D	Time	Sector 1	Sector 2	Sector 3	T. Spd	Elapsed
<b>423</b>		<b>Spirit Racing</b>				Renault Clio RS 2.0 16V									
		1.Jos Veldboer													
1	1	3:21.981	1:08.947	1:24.913	48.121	187.8	3:21.981								
2	1	3:06.686	54.028	1:24.763	47.895	183.4	6:28.667								
3	1	3:03.511	53.687	1:22.481	47.343	187.5	9:32.178								
4	1	3:02.774	53.196	1:21.888	47.690	188.5	12:34.952								
5	1	3:04.139	53.978	1:22.212	47.949	188.5	15:39.091								
6	1	3:02.639	53.609	1:21.723	47.307	189.1	18:41.730								
7	1	3:02.272	53.228	1:21.656	47.388	187.5	21:44.002								
8	1	3:09.085 <b>B</b>	54.552	<b>1:20.873</b>	53.660	189.1	24:53.087								
9	1	4:14.515	2:06.072	1:21.332	47.111	191.2	29:07.602								
10	1	3:01.658	53.225	1:21.497	46.936	188.5	32:09.260								
11	1	3:01.781	53.366	1:21.433	46.982	187.2	35:11.041								
12	1	3:02.969	52.740	1:22.547	47.682	191.8	38:14.010								
13	1	3:02.184	52.719	1:22.043	47.422	187.8	41:16.194								
14	1	3:03.091	53.004	1:21.576	48.511	185.6	44:19.285								
15	1	3:01.904	53.084	1:20.986	47.834	189.1	47:21.189								
16	1	3:01.592	<b>52.671</b>	1:21.336	47.585	190.1	50:22.781								
17	1	3:02.517	53.295	1:21.623	47.599	192.5	53:25.298								
18	1	4:00.819	53.620	1:37.414	1:29.785	187.5	57:26.117								
19	1	3:16.353	1:06.752	1:22.072	47.529	186.5	1:00:42.470								
20	1	3:01.445	52.934	1:21.018	47.493	189.8	1:03:43.915								
21	1	<b>3:00.922</b>	53.192	1:20.939	<b>46.791</b>	185.6	1:06:44.837								